

Peel-A-Way® Removable Terminal Carriers

ERMEC, S.L. BARCELONA
C/ Francesc Teixidó, 22
E-08918 Badalona
(Spain)

Tel.: (+34) 902 450 160
Fax: (+34) 902 433 088
info@ermec.com
www.ermec.com

ERMEC, S.L. MADRID
C/ Sagasta, 8, 1ª planta
E-28004 Madrid
(Spain)


PORTUGAL
portugal@ermec.com
BILBAO
bilbao@ermec.com



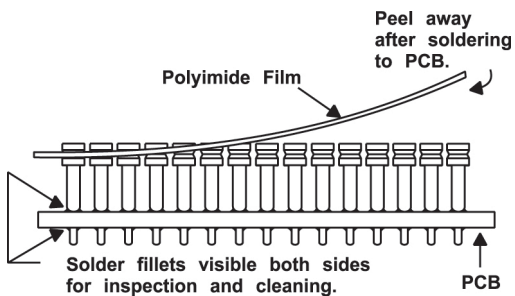
www.advanced.com

Peel-A-Way® Removable Terminal Carriers reduce PCB assembly costs and improve quality by replacing hand loading operations and allowing total visual inspection of solder joints.

Made from a RoHS Compliant polyimide film carrier that acts as its own insulator, Peel-A-Way Carriers are a versatile, patented design available in many configurations including single, dual, and triple rows, standard and interstitial arrays, zig zag strips, off pitch, and special radius. The low profile carriers can be easily customized with multiple terminal/pin styles or cut-outs for use in prototype or production applications.



How It Works




- ▶ Place socket (receptacle) or adapter (header) on PC board
- ▶ Send PC board and socket through soldering operation

Note: Use of solder preform terminals eliminates the need for wave soldering in mixed surface mount (SMT)/through-hole applications

- ▶ Peel away insulator (film carrier) for complete solder joint visibility, inspection, or test – or leave in place for added stability

Features

- Eliminates costly hand-loading of terminals and provides cost-effective method for socketing heat-sensitive devices
- Board to board applications on tight spacing as low as .050" (1.27mm) pitch
- Virtually any pattern of sockets and/or pins can be combined on a single sheet for one-time PC board loading
- Works with thru-hole and surface mount technology
- Compatible with lead-free processing – select terminals with either Matte Tin or Gold plating
- In-house carrier stamping and precision drilling enable fast turn-around on customized configurations including prototypes
- Wide variety of screw-machined socket and adapter terminals available, including optional solder preforms for mixed SMT/through-hole soldering environments
- Economical solution with minimal or no tooling costs required



ADVANCED
INTERCONNECTIONS®

5 Energy Way, West Warwick, Rhode Island 02893 USA
Tel: 800.424.9850 | 401.823.5200 | Fax: 401.823.8723
E-mail: info@advanced.com | Web: www.advanced.com

Peel-A-Way® Removable Terminal Carriers

ERMEC, S.L. BARCELONA
C/ Francesc Teixidó, 22
E-08918 Badalona
(Spain)

Tel.: (+34) 902 450 160
Fax: (+34) 902 433 088
info@ermec.com
www.ermec.com

ERMEC, S.L. MADRID
C/ Sagasta, 8, 1ª planta
E-28004 Madrid
(Spain)


PORTUGAL
portugal@ermec.com
BILBAO
bilbao@ermec.com

www.advanced.com

Applications


For applications that require low profile and customizable PCB configurations, Peel-A-Way® Removable Terminal Carriers are the perfect solution. Compared to traditional molded insulators, the ultra-thin, .005" (0.13mm) polyimide film carrier, employing near flush solder tail terminals (Type -210), reduces component height above the PC board by as much as 80%, down to .015" (0.38mm). For board-to-board applications, standard PCB spacing (stack height) options range from .045" (1.14mm) to .250" (6.35mm) with custom options available to suit virtually any application.

Standard Models




PGA Sockets and Adapters

- Standard and interstitial footprints
- Low insertion force (1oz. average per pin)
- Hundreds of footprints and terminal styles
- Also available with molded and FR-4 insulators



SIP and DIP Sockets and Adapters

- SIP sizes from 2 to 100 positions
- DIP sizes from 8 to 64 positions
- Wide variety of screw-machined terminal options
- Also available with molded and FR-4 insulators

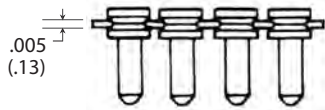


Board to Board Connectors

- Strip and zig zag patterns
- 1.27mm, 2.00mm, and 2.54mm pitch
- Wide variety of screw-machined terminal options
- Also available with molded and FR-4 insulators

Build a part number online at www.advanced.com

Specifications



Insulator Thickness

.005/(0.13mm)

Insulator Material

Polyimide Film, U.L. Rated 94V-0

Material Index

-269°C to 400°C (-452°F to 752°F)

Terminals

Brass - Copper Alloy (C36000) ASTM-B-16

Contacts

Beryllium Copper (C17200) ASTM-B-194

Plating Options

G - Gold (over Nickel)
M - Matte Tin (over Nickel)
T - Tin/Lead (over Nickel)

Solder Preforms


Lead-free: 95.5Sn/4.0Ag/0.5Cu
Tin/Lead: 63Sn/37Pb

Custom Configurations




Special Radius

- Flex circuit connector for military application
- Solder preform terminals
- High reliability, multi-finger, gold plated contact
- Complete application design assistance



LED Socket

- Allows LED device to be plugged-in after board is processed in a lead-free profile
- Protects device from damage caused by high temperature processing
- Fast turnaround



SocketPac® Relay Socket

- Eliminates heat distribution problems during wave soldering operations
- Facilitates replacement, upgrades, and repairs for power supplies, converters, modules, etc.

TYPICAL APPLICATIONS

- Automate loading of pins and sockets
- Production prototypes
- Socket relays, power modules, converters, and displays
- Protect temperature- and process-sensitive sensors and devices



5 Energy Way, West Warwick, Rhode Island 02893 USA
Tel: 800.424.9850 | 401.823.5200 | Fax: 401.823.8723
E-mail: info@advanced.com | Web: www.advanced.com