



ERMEC, S.L. BARCELONA
C/ Francesc Teixidó, 22
E-08918 Badalona
(Spain)

Tel.: (+34) 902 450 160
Fax: (+34) 902 433 088
info@ermec.com
www.ermec.com

ERMEC, S.L. MADRID
C/ Sagasta, 8, 1ª planta
E-28004 Madrid
(Spain)

PORTUGAL
portugal@ermec.com
BILBAO
bilbao@ermec.com

APEM

a world of switching capabilities

**Switch
panels**



APEM

www.apem.com



ERMEC, S.L. BARCELONA
 C/ Francesc Teixidó, 22
 E-08918 Badalona
 (Spain)

Tel.: (+34) 902 450 160
Fax: (+34) 902 433 088
info@ermec.com
www.ermec.com

ERMEC, S.L. MADRID
 C/ Sagasta, 8, 1ª planta
 E-28004 Madrid
 (Spain)

PORTUGAL
portugal@ermec.com
BILBAO
bilbao@ermec.com

APEM, A WORLD OF SWITCHING CAPABILITIES

Since its creation in 1952, APEM has become over the years a leading manufacturer of switches, switch panels and joysticks.

The group is established worldwide with its 7 subsidiaries and a sales network of more than 130 distributors and agents on five continents. Its production sites are located in Europe, North Africa, North America and Asia.

A MANUFACTURER OF PROFESSIONAL SWITCH PANELS

Thanks to a 30 years' experience in the design and manufacturing of switch panels, APEM has developed a specific expertise recognised by its numerous customers. Its quality standards have resulted in the ISO 9001 certification, 2000 version.

Unless otherwise requested, all APEM switch panels are RoHS compliant.



VERTICAL INTEGRATION FOR CUSTOMER SERVICE

One of APEM's major assets is a production mode integrating all design and manufacturing stages, along with the fabrication of specific tooling. This strategic choice allows the company to rapidly meet its customers' needs for quality products.

PRODUCTION PROCESS

Design



Laser-cutting

CNC machining




Assembly Wiring

Silk-screen printing



Metrology Tests

Embossing



Test laboratory



INSTRUMENTATION

Energy distribution, remote transmission, portable test set, radiation measurement, speed variation, dosage chain...



MEDICAL

Syringe pump, remote control for beds, incubator control panel, re-education equipment...



TIME MANAGEMENT

Attendance clock, time-stamp, sport results display, taxis...



WEIGHING SYSTEMS

Industrial weighing machine, kitchen scales, bathroom scales, stamping machine...

TECHNOLOGIES ADAPTED TO MULTIPLE APPLICATIONS



Each switch panel is developed to customer's specifications for a dedicated application.

APEM offers several technologies suitable for multiple applications fields, from professional industrial equipment to vending machines through military equipment and engines.

The advantages of each technology are featured on the following pages. The choice of a technology depends on the final destination of the equipment, the specifications level, the usage of the switch panel...

For some very specific applications, APEM can integrate several technologies in the same interface.



CHEMICAL, OIL AND FOOD INDUSTRIES

Equipment exposed to stains, corrosive materials, extreme temperatures...



MILITARY AND AERONAUTIC EQUIPMENT

Dash board, control case, tyre pressure supervision, communication, GPS, guidance...



VENDING MACHINES

ATM, ticket, fuel or drink dispenser, self-service night grocery...



LIFTS

Control panel, call button...



ACCESS CONTROL

Residential controller, car park entry, toll...



INTERACTIVE KIOSKS

For information, Internet...



ERMEC, S.L. BARCELONA
C/ Francesc Teixidó, 22
E-08918 Badalona
(Spain)

Tel.: (+34) 902 450 160
Fax: (+34) 902 433 088
info@ermec.com
www.ermec.com

ERMEC, S.L. MADRID
C/ Sagasta, 8, 1ª planta
E-28004 Madrid
(Spain)

PORTUGAL
portugal@ermec.com
BILBAO
bilbao@ermec.com



MEMBRANE SWITCH PANELS

Membrane switch panels carry out switching functions and enhance the final product with a tailored decorative appearance. They can be directly connected to the electronic equipment by a flexible tail termination. They consist of several layers of polyester and adhesive.

Advantages

- Ease of customization
- Security / reliability
- Simple construction
- Ease of cleaning
- Ease of mounting by adhesive
- Sealing
- Good quality / price ratio



WITHOUT TACTILE FEEDBACK



mechanical specifications

Contact force:	2 N +/- 20 %
Contact travel:	0.21 mm +/- 15 %
Type of contact:	silver ink
Operations:	10 000 000

climatic specifications

Operating temperature:	-25° to + 65°C
Storage temperature:	- 30° to + 85°C
Front face sealing:	IP 65

WITH TACTILE FEEDBACK by snap dome



mechanical specifications

Contact force:	2.5 N +/- 20 %
Contact travel:	0.48 mm +/- 15 %
Type of contact:	stainless steel dome + silver ink
Operations:	1 000 000

climatic specifications

Operating temperature:	-25° to + 65°C
Storage temperature:	- 30° to + 85°C
Front face sealing:	IP 65

WITH TACTILE FEEDBACK by embossing



mechanical specifications

Contact force:	1 to 4 N +/- 30 %
Contact travel:	0.5 to 1 mm +/- 15%
Type of contact:	silver ink
Operations:	1 000 000

climatic specifications

Operating temperature:	-25° to + 40°C
Storage temperature:	- 30° to + 70°C
Front face sealing:	IP 65

electrical specifications for the 3 types

Nominal operating voltage:	24 V
Maximum operating voltage:	50 V
Minimum operating voltage:	1 V
Nominal intensity:	30 mA
Maximum switchable power:	500 mW
Contact circuit resistance:	1 ohm/cm (1 mm track)
Dielectric strength:	250 V rms
Insulation resistance at 100 V:	> 100 Mohms
Maximum contact bounce:	< 5 ms
Compatible with TTL and CMOS circuits	

Other solutions on request

Options

(See details page 18)



Texture varnish



Integrated components



Embossing



Changeable legends



EMC protection



Special cutting of tail connection




Reinforced sealing



Special snap dome



Support



RUBBER KEYPADS

Rubber keypads consist of a silicone overlay mounted over a flexible or rigid circuit. Overlay customization is obtained by silk-screen printing, laser etching or material coloration. Different types of coating (matt, glossy, epoxy) are available to protect the graphics. This technology provides a specific tactile feel and is suitable for large production runs.

Advantages

- Soft feel
- High tactile feedback (0.8 to 1.5 mm travel)
- Long life
- Dust and water sealing
- Excellent quality / price ratio

TECHNOLOGY



mechanical specifications

Contact force:	0.3 to 2.5 N
Contact travel:	0.8 to 3.5 mm
Type of contact:	carbon / carbon, silver / silver, stainless steel / silver, carbon / gold, silver / gold, stainless steel / gold
Operations:	1 000 000 to 10 000 000 depending on contact

climatic specifications

Operating temperature:	-25° to + 65°C
Storage temperature:	- 30° to + 85°C
Front face sealing:	IP 65

electrical specifications

Maximum operating voltage:	24 V
Maximum operating current:	30 mA
Contact resistance:	between 0.1 ohm and 200 ohms, depending on contact
Insulation resistance:	> 100 Mohms
Contact bounce:	depending on key shape



Options

(See details page 18)



Integrated components



EMC protection



Chemical resistance



Backlighting



Support



STAINLESS STEEL KEYPADS AND KEYBOARDS

Stainless steel keypads and keyboards are particularly resistant to harsh environments: extreme climatic conditions, vandalism, stains... They consist of customised stainless steel single keys mounted in a front panel.
APEM designs and manufactures three series meeting EMC international standards and featuring good tactile feedback and IP65 front face sealing.

Advantages

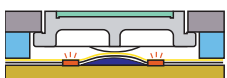
70 SERIES for semi-protected environment



Stainless steel keys and front face
Rubber keypad
Printed circuit
Carbon contact

- Long-travel keys (rapid data entry)
- Laser marking
- PS2-USB interface

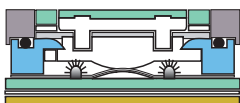
8P SERIES for semi-protected environment



Stainless steel front face
Stainless keys on support
Silicone film
Printed circuit
Stainless steel dome
1,2 or 4 led

- Backlighting
- Modularity
- Compact construction: 16.5 mm min. key spacing
- Laser marking or chemical etching

9 SERIES for external environments



Stainless steel keys and front face
Silicone film
Printed circuit
Stainless steel dome

- For harsh environments
- Backlighting
- Modularity
- Chemical etching
- Encryption option
- PS2-USB interface

mechanical specifications

Contact force:	1.5 N +/- 20 %
Contact travel:	1.3 mm
Operations:	1 000 000
Sealing:	IP 65
Track ball:	IP 65 static

electrical specifications

Maximum voltage:	12 VDC
Maximum current:	10 mA
Contact resistance:	8 to 20 ohms
Dielectric strength:	250 V
Insulation resistance:	> 100 M ohms

mechanical specifications

Contact force:	4 N +/- 0.5 N
Contact travel:	0.5 mm
Operations:	1 000 000
Sealing:	IP 65
Track ball:	IP 65 static

electrical specifications

Maximum voltage:	24 VDC
Maximum current:	50 mA
Contact resistance:	< 10 ohms
Dielectric strength:	250 V
Insulation resistance:	> 100 M ohms

climatic specifications for all types

Operating temperature:	-20°/+70°C
With standard interface:	0°/+70°C
With specific interface:	-20°/+70°C
Storage temperature:	-40°/+85°C

mechanical specifications

Contact force:	2.5 to 4 N +/- 0.5 N
Contact travel:	0.5 mm
Operations:	3 000 000
Sealing:	IP 65
Track ball:	IP 65 static

electrical specifications

Maximum voltage:	24 VDC
Maximum current:	50 mA
Contact resistance:	< 10 ohms
Dielectric strength:	250 V
Insulation resistance:	> 100 M ohms



STAINLESS STEEL KEYPADS AND KEYBOARDS

Numerous configurations

The design modularity of this product line and its capability to meet stringent requirements have resulted in the recognition of APEM as a leading manufacturer of high quality fully customised stainless steel keypads and keyboards.

KEY SHAPES

70 series
 Oblong



8 series - 9 series
 Round, square, rectangular



KEY MARKING

70 series
 Laser marking



8 series - 9 series
 Chemical etching (colours available)





BACKLIGHTING

8 series - 9 series

By LED (white, red, green, yellow, blue)


Supply voltage: + 5, + 12, + 24 VDC
 Max. current for a backlit key:
 8 series: 10 to 40 mA
 9 series: 10 to 20 mA
 depending on LED colour, number of LED's and supply voltage.




MODULARITY

8 series - 9 series

From standard keys, APEM can develop specific keypads and keyboards without expensive tooling costs for the customer.





SPECIFIC SWITCH PANELS

In addition to the switching function, specific switch panels incorporate several other functions such as: illumination by LED, backlighting with one or two intensity levels, EMC protection, sealing, connection, support, mounting...

APEM's expertise in varied and complementary technologies allows the company to offer multifunction solutions at optimal cost.

The following examples illustrate the most frequently requested functions.

LARGE KEYS with raised markings



Advantages

- Stainless steel or aluminium keys, overmolded in translucent polycarbonate
- Raised legends or symbols
- Backlighting by LED's
- Printed circuit with metal snap domes
- Support plate with mounting accessories

EMC PROTECTION



- Polyester graphics overlay
- EMC protection by metal grid
- Plunger / diffuser of translucent polycarbonate
- Backlighting by LED's
- Printed circuit with metal snap domes

BACKLIGHTING by LED's



Advantages

- Polyester graphics overlay
- EMC protection by metal grid
- Plunger / diffuser of translucent polycarbonate
- Backlighting by LED's
- Printed circuit with metal snap domes

SEALED CONSTRUCTION



- Polyester overlay stuck on a plastic support
- Rubber keypad providing front face sealing
- Printed circuit including metal snap domes and backlighting LED's
- Electrical connection by cables and connectors
- Rear sealing by injection of resin
- Mechanical part serving as support and fixation
- Integrated microprocessor allowing multiplexing and RS 485 connection



SPECIFIC SWITCH PANELS

High performance versions for military and aeronautic applications

High performance switch panels withstand even more stringent requirements in embedded applications. These switch panels feature extreme electrical, mechanical and climatic resistance, according to the most demanding standards.

A few examples are shown below.

TECHNOLOGY



Advantages


- Front face equipped with a finger location plate ensuring precise key operation
- EMC protection by metal grid or metallized plastic parts
- Translucent plunger / diffuser allowing dome actuation and backlighting diffusion
- Printed circuit incorporating metal snap domes inserted in a casing, backlighting LED's and connection devices
- Support plate allowing the assembly of the various parts

Available options:


Mounting of switches or security caps, associated electronics, key encoding, etc.



Addition of a toggle switch and an accessory preventing accidental toggle actuation.



Transparent window with EMC protection by metal grid.



Addition of a security cap intended to prevent unintentional actuation of some keys.

A LARGE CHOICE OF OPTIONS FOR YOUR SWITCH PANELS

HOW TO CHOOSE BETWEEN POLYESTER AND POLYCARBONATE?

POLYESTER is recognized for its excellent durability and chemical resistance. It is available in matt textured, anti-glare transparent or glossy transparent finish. It provides excellent transparency of window areas.

POLYCARBONATE allows higher key embossing. Moreover, it has good flammability properties (UL 94V2).



BACKLIGHTING

Backlighting of either the keys or their background by integrated LED's is available.



INTEGRATED COMPONENTS

The integration of SMT components and LED's to switch panels spares an additional printed circuit board, while preserving a small thickness and front face sealing.



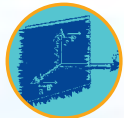
EMBOSSING

A specific tooling allows front face embossing to obtain prominent shapes: key surrounds, dots on keys, lines or curves enhancing the design.




REINFORCED SEALING/ CHEMICAL RESISTANCE

To obtain a sealed panel or a specific chemical resistance, several options are available, such as sealing blocks, specific materials, etc.



EMC PROTECTION

APEM offers a comprehensive range of shielding for all types of switch panels, including those with transparent windows.



SPECIAL SNAP DOMES

APEM's snap dome offering includes different shapes and forces.



CHANGEABLE LEGENDS

For easy customization of your switch panels, APEM proposes pockets accepting changeable legend strips with different languages, logos or pictograms.



SPECIAL CUTTING OF TAIL CONNECTION

For tail connections with a 2.54 mm track pitch, standard cutting and positioning tolerances are +/- 0.2 mm. For a 1 or 1.25 mm track pitch, it may be necessary to have tolerances of +/- 0.1 mm. In this case, APEM utilizes an optical aim tool.



FINGER LOCATION PLATE

A machined polycarbonate or aluminium plate can be fixed to the graphics overlay to facilitate finger location and prevent accidental actuation.



TEXTURE VARNISH

A varnish providing a textured finish can be selectively applied the graphics overlay, leaving some areas or windows free of texture to keep their glossy or transparent aspect. The matt/ glossy contrast enhances panel cosmetics.



MECHANICAL FIXATION

All kinds of fixation accessories (crimped studs, screwed stand-offs, etc.) can be supplied on request.



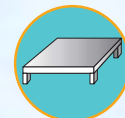
ASSOCIATED ELECTRONICS

According to your specifications, specific associated electronics (PS2-RS232-USB) can also be supplied.



HEATER

For applications in external environments, a heater can be added to provide for a positive temperature. Mainly used on stainless steel keyboards.



SUPPORT

Our switch panels can be mounted on a plastic or metal support, designed to customer's specifications.



ERMEC, S.L. BARCELONA
C/ Francesc Teixidó, 22
E-08918 Badalona
(Spain)

Tel.: (+34) 902 450 160
Fax: (+34) 902 433 088
info@ermec.com
www.ermec.com

ERMEC, S.L. MADRID
C/ Sagasta, 8, 1ª planta
E-28004 Madrid
(Spain)

PORTUGAL
portugal@ermec.com
BILBAO
bilbao@ermec.com



FRANCE

APEM

Route d'Ardus
Chemin de la Scierie
82000 Montauban
Tel.: (+33) 5 63 91 78 00
Fax: (+33) 5 63 91 78 01
E-mail: claviers@apem.fr
www.apem.com

ITALY

APEM ITALIA Srl

Via Marconi, 147G
12030 Marene (CN)
Tel.: (+39) 01 72 74 31 70
Fax: (+39) 01 72 74 31 71
E-mail: apem.italia@apem.it
www.apem.it

UNITED KINGDOM

APEM COMPONENTS Ltd

Drakes Drive
Long Crendon,
Bucks HP18 9BA
Tel.: (+44) 1844 202400
Fax: (+44) 1844 202500
E-mail: sales@apem.co.uk
www.apem.co.uk

UNITED STATES

APEM COMPONENTS Inc.

63, Neck Road
Haverhill, Ma 01835-0788
Toll free: (+1) 877 246 7890
Tel.: (+1) 978 372 1602
Fax: (+1) 978 372 3534
E-mail: info@apem.com
www.apem.com

BENELUX

APEM BENELUX NV

Avenue Excelsiorlaan 27
1930 Zaventem - Belgium
Tel.: (+32) 2 725 05 00
Fax: (+32) 2 725 22 00
E-mail:
sales@apemswitches.be
www.apemswitches.be

GERMANY

APEM BAUELEMENTE GmbH

Gewerbehof Giesing
Pauldorferstrasse 34,
Haus B, 2. OG
81549 Munich
Tel.: (+49) 89 45 99 110
Fax: (+49) 89 48 10 39
E-mail: info@apem.de
www.apem.de

SWEDEN

APEM AB

Isafjordsgatan 35
16440 Kista
Tel.: (+46) 8 626 38 00
Fax: (+46) 8 626 82 49
E-mail: info@apem.se
www.apem.se

CHINA

APEM Shanghai Representative Office

Rong Guang Building, 602A
11, Changshun Road
200051 Shanghai
Tel.: (+86) 21 62 78 85 46
Fax: (+86) 21 62 08 82 09
E-mail:
contact@apem.com.cn

DISTRIBUTION IN OTHER COUNTRIES

www.apem.com



A P E M



ERMEC, S.L. BARCELONA
C/ Francesc Teixidó, 22
E-08918 Badalona
(Spain)

Tel.: (+34) 902 450 160
Fax: (+34) 902 433 088
info@ermec.com
www.ermec.com

ERMEC, S.L. MADRID
C/ Sagasta, 8, 1ª planta
E-28004 Madrid
(Spain)

PORTUGAL
portugal@ermec.com
BILBAO
bilbao@ermec.com