


DIN Enclosures IDG-B2 and IDG-B4

Installation width 35 mm and 70 mm and easy snap in-assembly on DIN-rails



General

The new DIN enclosures IDG-B2 and IDG-B4 are fully insulated and fulfill the requirements of the machinery and car industry

The enclosures have the installation width of 35 mm for the IDG-B2 and 70 mm for the IDG-B4.

They are designed for easy snap-in assembly on DIN-rails.

Three different versions of the housing cover allow customer specific solutions. There can be used commercial terminals from different suppliers or for mateable solutions with terminal plugs the according PCB headers from different suppliers with the according terminal plug headers. For solutions with connectors or terminals on the front side there is a fully closed version available.

The transparent front cover protects displays, Potentiometers or other control devices on the front side against disadjustment or damages.

Main features

- 2 installation widths:
 - 35 mm IDG-B2
 - 70 mm IDG-B4
- Overall dimensions per DIN 43 880, size 1
- Mountable to DIN rails per DIN 46 277 und DIN EN 50 022
- Various termination options
 - 5.0/5.08 mm terminal blocks
 - 5.0/5.08 mm pluggable terminal block
 - Choice of connector on front cover
- Transparent front cover protects displays and control devices
- DIN rail clip pre-assembled on housing base
- Choice of colors and custom design available upon request (pending min. volume)

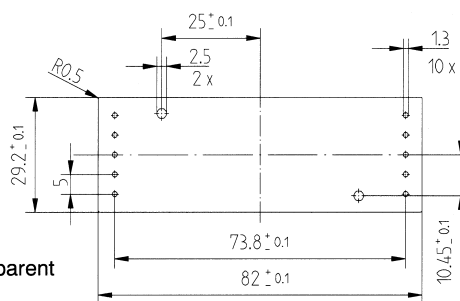
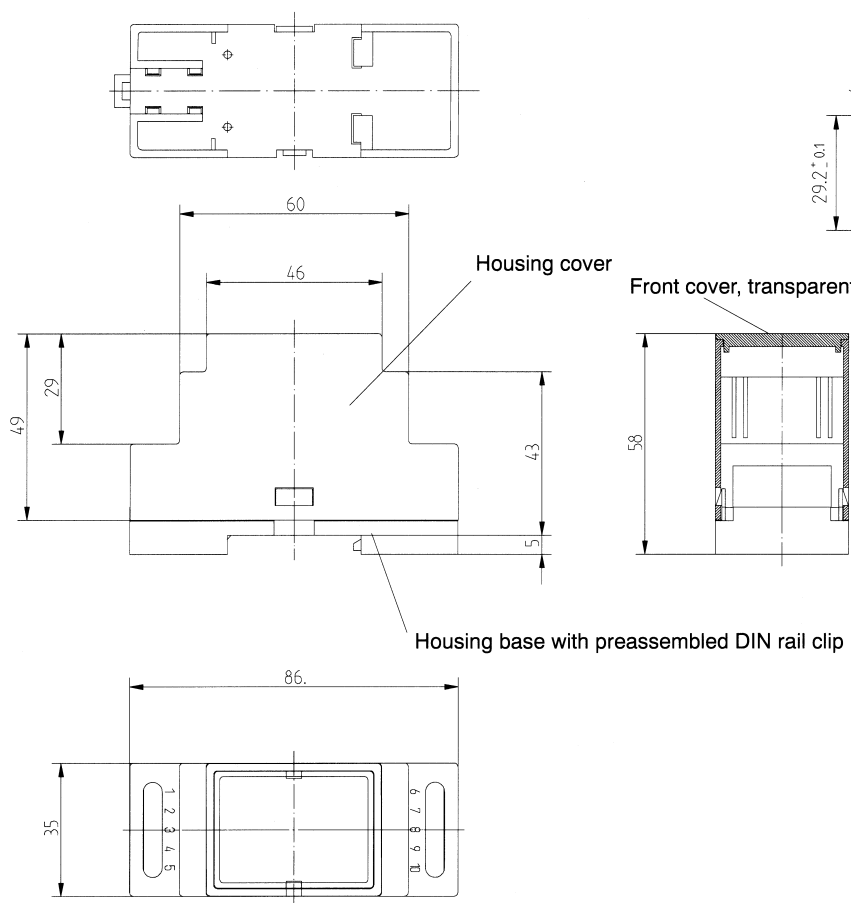
Technical data

Values	IDG-B2	IDG-B4
Degree of protection	IP 20	IP 20
Temperature range	-40° -100°C	-40° -100°C
Number of terminals pitch 5.0/5.08	10	24
Pins on PCB header pitch 5.0/5.08	10	24
Overall dimensions (B x H x T) in mm	35 x 86 x 49	70 x 86 x 49
Assembly screws for PC Board	M 2.2 x 6.5 DIN 7981 F	M 2.2 x 6.5 DIN 7981 F

Materials	IDG-B2	IDG-B4
Housing base material colour	PPO UL 94-V0 black	PPO UL 94-V0 black
Housing cover material colour	PC UL 94-V0 grey	PC UL 94-V0 grey
Front cover material colour	PC transparent	PC transparent

IDG-B2: Dimensional drawing and piece parts

PC Board dimensions



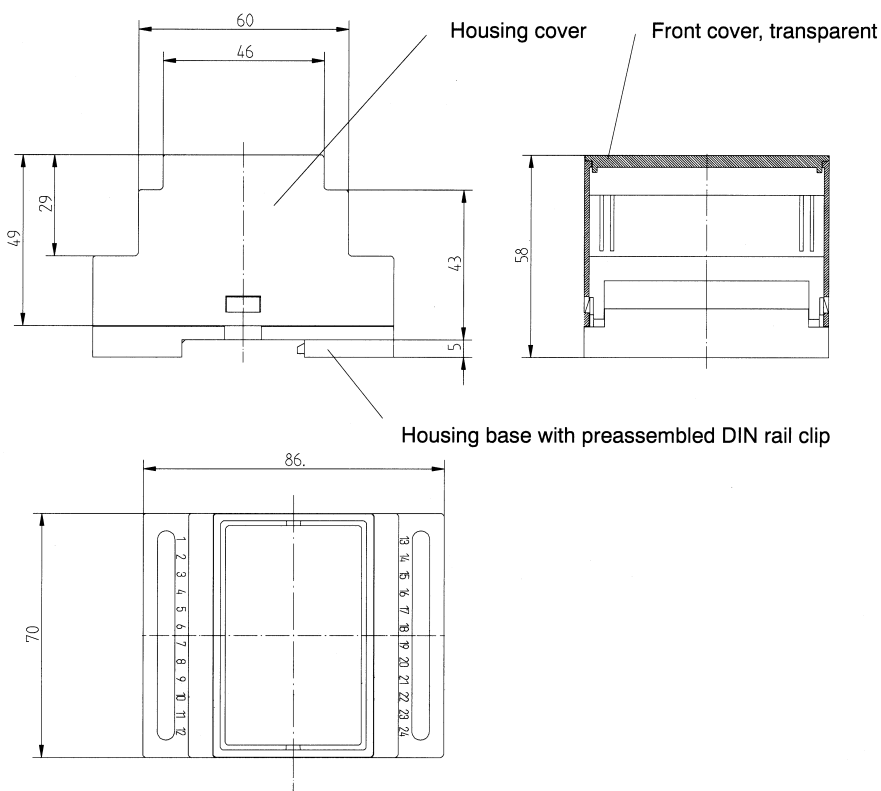
Ordering information IDG-B2

Description	Order No.
Housing base with preassembled clip	064 236
Housing cover for terminals	064 093
Housing cover for PCB headers	064 944

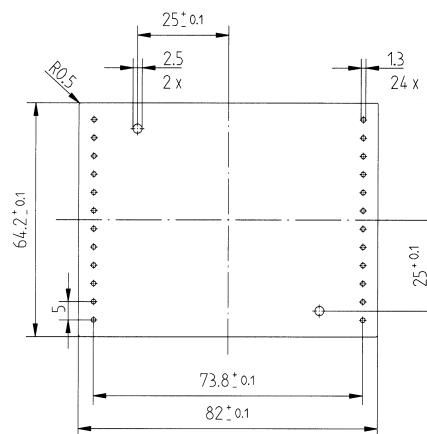
Description	Order-No.
Housing cover closed	064 945
Front cover transparent	064 095



IDG-B4: Dimensional drawing and piece parts



PC Board dimensions



Ordering information IDG-B4

Description	Order No
Housing base with preassembled clip	064 237
Housing cover for terminals	064 074
Housing cover for PCB headers	064 940

Description	Order No.
Housing cover closed	064 941
Front cover, transparent	064 068

Termination options for IDG-B2 and IDG-B4

Terminals with the pitch 5 mm / 5.08 mm



This enclosure version is designed for the use of commercial terminals from Phoenix, PTR, Wago, Weidmüller and other suppliers.

The separate wires can be terminated or disconnected to the closed housing due to a oval cut-out for the screws of the terminals.

The maximum number of terminals:

IDG-B2: 12 terminals


IDG-B4: 24 terminals

The ordering information for the covers:

IDG-B2: 064 093 (for base 064 236)

IDG-B4: 064 074 (for base 064 237)

Pluggable terminals with the pitch 5 mm / 5.08 mm



This enclosure version has been designed for the use of pluggable terminals. It allows the use of commercial pluggable terminals from Phoenix, PTR, Weidmüller and other suppliers. The pluggable terminals reduce failures due to wrong termination of wires at installation or on servicing.

The maximum number of contacts for the pluggable terminal:

IDG-B2: 5


IDG-B4: 12

The ordering information for the covers:

IDG-B2: 064 944 (for base 064 236)

IDG-B4: 064 940 (for base 064 237)

Closed cover for frontside connector or other options



For a frontside mating connector, e. g. a D-SUB, the closed version has been developed,

Frontside cut-outs for control devices can be put in according to the customer specification.

The ordering information for the covers:

IDG-B2: 064 945 (for base 064 236)

IDG-B4: 064 941 (for base 064 237)