


Thermal Fuse DF



→ very small dimension

→ one shot

→ Electric current housing

→ High thermo sensitive

→ Fast reactions time

→ Good value

Description

The thermal fuse (cutoff) DF offers the simplest kind and tiny possibility to protect small electrical devices against thermal overloading.

If the customer appliance get to hot the thermal fuse will interrupt the current circuit to keeping its function properly and safely. Thermal fuse DF is an one shot device, after operating function have to be replaced.

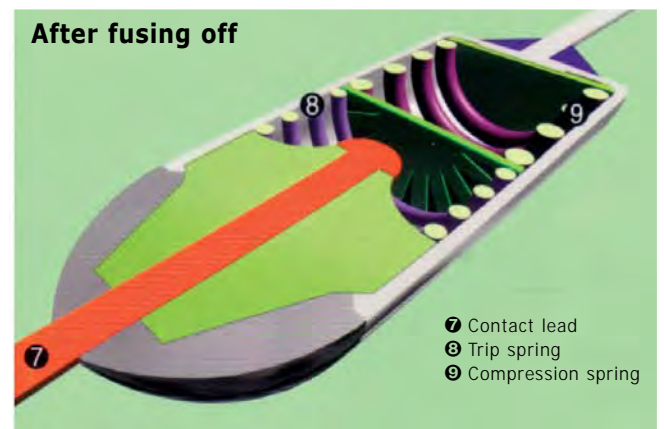
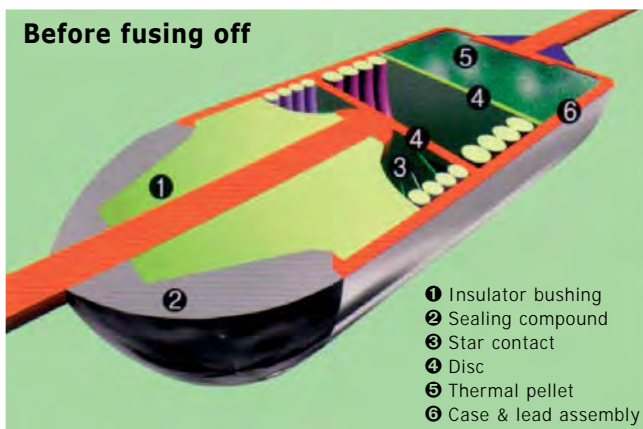
Typical application

The kind of using is very varied for example: wide range of home appliances, electric motor, transformer, electrical ballast, etc.

The fuse DF S and S-L (long leads) have the approval of VDE and UL, conform to RoHS.

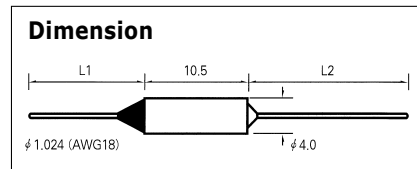
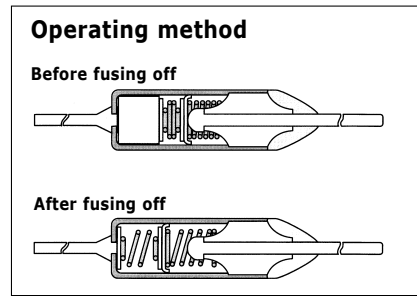


Diagrammatic section thermal fuse DF

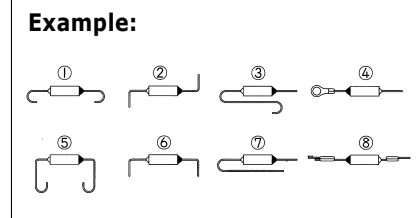


Technical data Thermal Fuse DF

Part No.	Function Temperature T_F	Maximum Temperature T_M	Electrical Rating	Approval	
				VDE	UL
DF 50 S	50°C	150°C	max. 250V max. 16A Tolerance TF +0°C /-5°C		
DF 57 S	57°C	150°C			
DF 66 S	66°C	110°C		✓	✓
DF 72 S	72°C	115°C		✓	✓
DF 77 S	77°C	120°C		✓	✓
DF 84 S	84°C	125°C		✓	✓
DF 91 S	91°C	135°C		✓	✓
DF 98 S	98°C	140°C		✓	✓
DF 100 S	100°C	135°C		✓	✓
DF 104 S	104°C	150°C		✓	✓
DF 110 S	110°C	140°C		✓	✓
DF 115 S	115°C	170°C			
DF 119 S	119°C	170°C		✓	✓
DF 121 S	121°C	170°C			
DF 128 S	128°C	155°C		✓	✓
DF 139 S	139°C	171°C			✓
DF 141 S	141°C	171°C		✓	✓
DF 144 S	144°C	250°C		✓	✓
DF 152 S	152°C	176°C		✓	✓
DF 167 S	167°C	210°C			✓
DF 170 S	170°C	300°C		✓	✓
DF 184 S	184°C	200°C		✓	✓
DF 192 S	192°C	290°C		✓	✓
DF 216 S	216°C	241°C		✓	
DF 228 S	228°C	300°C		✓	✓
DF 240 S	240°C	290°C		✓	✓
DF 260 S	260°C	300°C			
DF 280 S	280°C	300°C			



Typ	L1	L2
S	25,4	35,0
S-L	35,0	35,0
Option	others on inquiry	



Cautions

Keep space of more than 3 mm from the body of the cutoff when bending a lead wire.

Do not heat more than $T_F - 24^\circ\text{C}$ when soldering or welding.

Be aware that the electric current flows on the surface of cutoff.

Safe temperature range

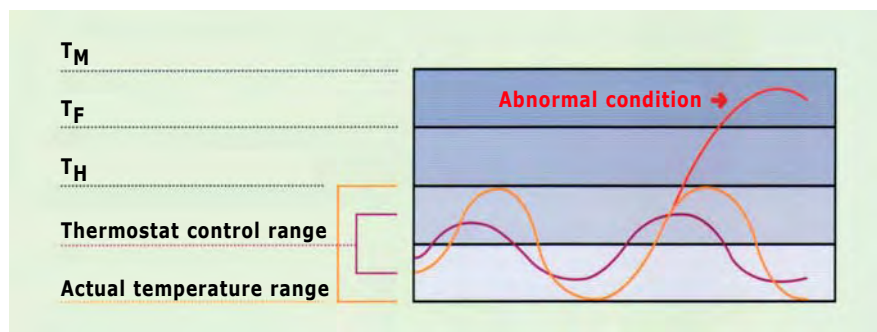
T_M Absolutely maximum ambient temperature. After cutoff the maximum temperature is required to remain below T_M .

T_F operating (melting) temperature

T_H Temperature of the area where the cutoff will be attached.

Should not reach over under ordinary usage conditions.

$$(T_H = T_F - 24^\circ\text{C})$$



ERMEC, S.L. BARCELONA
C/ Francesc Teixidó, 22
E-08918 Badalona
(Spain)

Tel.: (+34) 902 450 160
Fax: (+34) 902 433 088
info@ermec.com
www.ermec.com

ERMEC, S.L. MADRID
C/ Sagasta, 8, 1ª planta
E-28004 Madrid
(Spain)

PORTUGAL
portugal@ermec.com
BILBAO
bilbao@ermec.com