

Thermal Overload Protector BM-1



Description

The Thermal Overload Protector type BM-1 is an electro-mechanical safety device, which provides complete protection to your electrical equipments against over-heating and over-loading and mechanical malfunctions. After temperature cooling down the thermo switch closes it's contacts again (auto reset function).

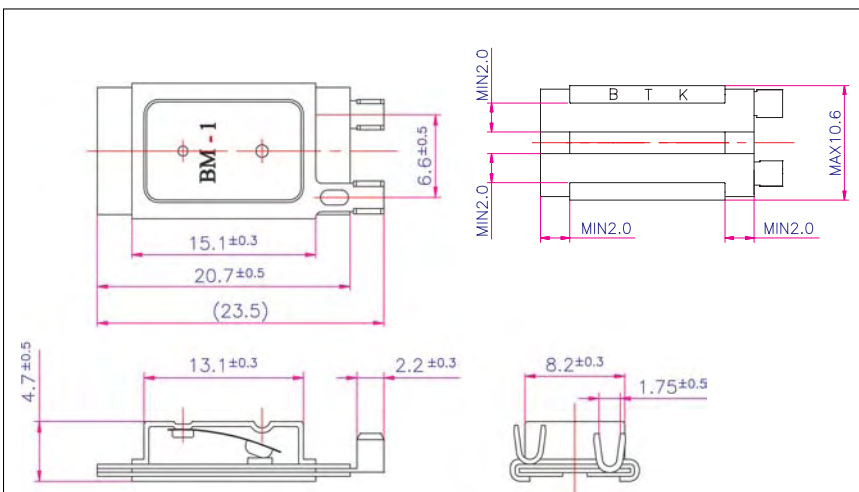
The BM-1 response determined by current sensitive. This property can be influenced by selection of different kind of bimetal material. UL and VDE approval are existing. BM-1 is available with blanc terminals or with connecting leads. Insulation of housing by sleeving available. For use under vacuum conditions, please use the sealed version of the BM-1.

- High contact rating
- High crushing strength
- Slight current sensitive
- High temperature sensitivity
- Short reaction time

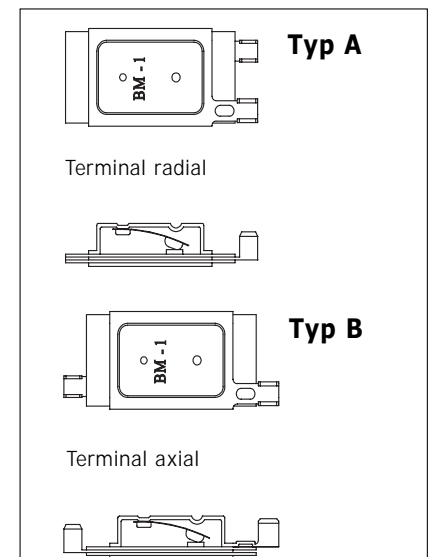
Typical applications

to protect household equipment, electrical motors, transformers, electrical ballast, etc.

Dimensions



Terminal configurations



ERMEC

www.ermec.com

Distribución de componentes
eléctricos y electrónicos

Tel.: (+34) 902 450 160

Fax: (+34) 902 433 088

ermec@ermec.com

www.ermec.com

Technical Specifications Thermal Overload Protector BM-1

Code	Switching Temperature °C		Tolerance
	Open Temp.	Close Temp.	
045	45°C ± 5	34°C	± 15
050	50°C ± 5	38°C	± 15
055	55°C ± 5	42°C	± 15
060	60°C ± 5	46°C	± 15
065	65°C ± 5	50°C	± 15
070	70°C ± 5	52°C	± 15
075	75°C ± 5	54°C	± 15
080	80°C ± 5	56°C	± 15
085	85°C ± 5	58°C	± 15
090	90°C ± 5	60°C	± 15
095	95°C ± 5	62°C	± 15
100	100°C ± 5	65°C	± 15
105	105°C ± 5	68°C	± 15
110	110°C ± 5	71°C	± 15
115	115°C ± 5	74°C	± 15
120	120°C ± 5	77°C	± 15
125	125°C ± 5	80°C	± 15
130	130°C ± 5	83°C	± 15
135	135°C ± 5	86°C	± 15
140	140°C ± 5	90°C	± 15
145	145°C ± 5	94°C	± 15
150	150°C ± 5	98°C	± 15
155	155°C ± 5	115°C	± 15
160	160°C ± 5	120°C	± 15
170	170°C ± 5	125°C	± 15

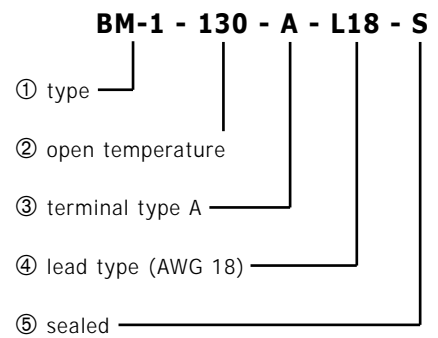
Lead type	
Type	Lead
N	without leads
L18	AWG 18
L20	AWG 20
others on inquiry	

Contact rating	
20 Amp / 16 Vdc	6000 cycles
20 Amp / 125 Vac	6000 cycles
8 Amp, cos 1,00 / 250 Vac	10000 cycles
20 Amp, cos 0,45 / 250 Vac	1000 cycles

Select the right TOP for your application:

1. Value of the cut-off current
2. Opening temperature

Coding system



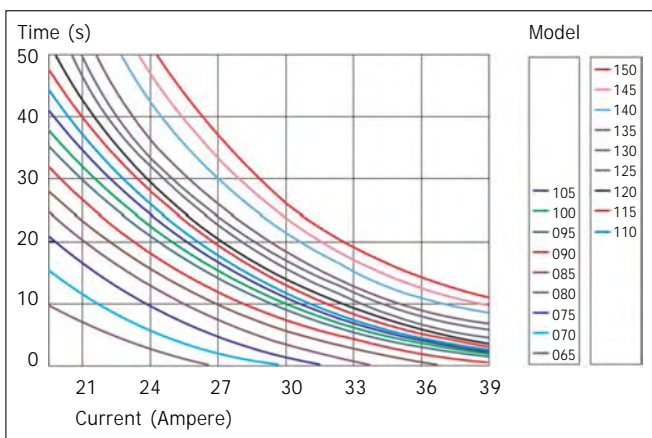
Close temperature is reference for the customer

Especially for low temperatures the minimum hysteresis is 10% from opening temperature.

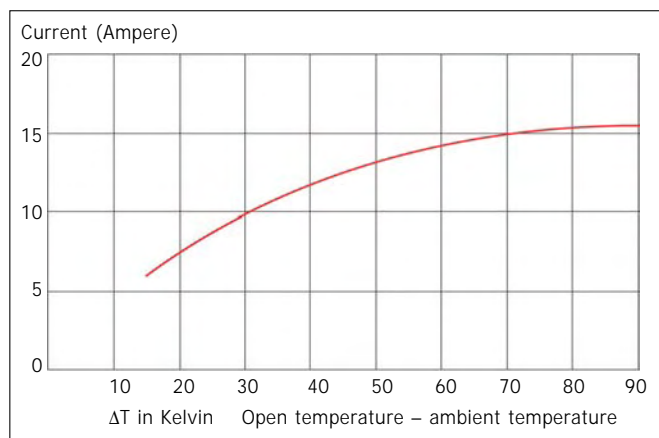
Certifications

VDE 61445/18438. EN 60730-1;2-2;2-3, UL/CSA E 225267, XEW R2/XEW R8, conform to RoHS

Average First Cycle Tripping Time vs. Current



Ultimate Trip Current vs. Ambient Temperature



ERMEC, S.L. BARCELONA
 C/ Francesc Teixidó, 22
 E-08918 Badalona
 (Spain)

Tel.: (+34) 902 450 160
Fax: (+34) 902 433 088
info@ermec.com
www.ermec.com

ERMEC, S.L. MADRID
 C/ Sagasta, 8, 1ª planta
 E-28004 Madrid
 (Spain)

PORTUGAL
portugal@ermec.com



Distribución de componentes eléctricos y electrónicos