


# Thermo switch 0

(normally open)



- very compact size
- mould-proof housing
- excellent thermal conduction characteristics due to homogenous constructional size
- good temperature sensitivity
- fast response time

## Area of Application

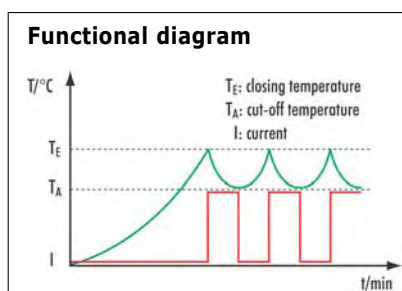
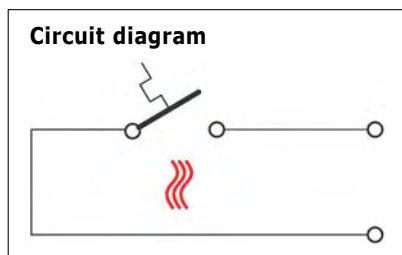
The thermo switch 0 is used whenever switch-on function is needed, caused by overheating or increasing temperature.

Specific applications include: cooling fan, alarm signal, controller, timer.


After cooling down and reaching the cut-off temperature  $T_A$ , the bimetal disk will automatically return into its original position and open the contact. The electric circuit is opened again.

## Function

The thermo switch 0 operates independent from any current supply. Temperature detection is effected by means of a bimetal disk which was first dimensioned in accordance with the required switch-on temperature  $T_E$ . When this fixed switch-on temperature  $T_E$  is reached, this bimetal disk will snap over, closing a contact system and thereby closing the electric circuit of the device to be started.

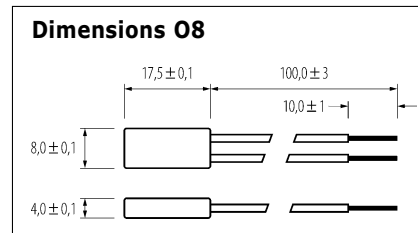


## Configuration examples



# Technical specifications thermo switch O

<b>Breaking capacity:</b>	250 V; 1,0 A / 50 Hz
<b>Min. current:</b>	20 mA
<b>Switching temperature:</b>	50°C – 130°C (±10) in 5 Kelvin steps
<b>Switching differential:</b>	10 K to 60 K depending from switch on temperature
<b>max. ambient temperature:</b>	160°C / 200°C, 1 minute
<b>Approvals:</b>	VDE (EN 60730), conform to RoHS



alternative:

5 housing type:

**L** 4,0 x **W** 8,0 x **H** 16,0

1 housing type:

**L** 3,5 x **W** 7,0 x **H** 15,0

## Technical Data


The housing of this switch consists of a single part bag housing which is closed at its end by resin (O8 housing type); this makes the switch mould-proof. This mould-proof switch may thus also be used in "tough" environments subject to the detrimental influences of humidity or dirt. Alternative housing types: unsealed version (O5) or plate bar version (O1). All housing types are voltage-free. Due to its constructional size the O switch is one of the most compact thermostats available. This ensures a very fast response rate.

Its rectangular homogenous constructional size provides excellent thermal conduction characteristics. The housing is resistant against temperatures (permanent temperature: 160°C), with a temporary increase in temperature up to 200°C max. being permissible for a short period only.

The standard version is equipped with 100 mm long (length of stripped isolation: 10 mm) insulated leads or wire connection (AWG 24).

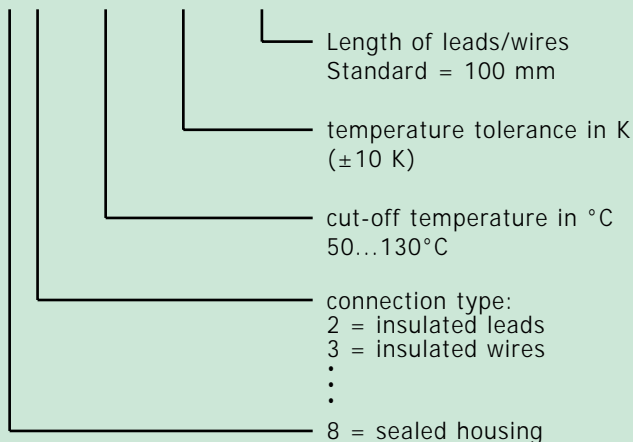
Special leads or wire (larger diameter to AWG 22) or different lengths available on request.

## Accessories



## Type reference O switch (normally open type)

### O 8 X - XXX - XX - XXX



Example for type reference:

**O 8 2 - 125 - 10 - 100**

thermo switch

insulated lead (standard AWG 24)

125°C switch-on temperature

tolerance ±10 K

100 mm lead length

(10 mm stripped length)

**ERMEC, S.L. BARCELONA**  
C/ Francesc Teixidó, 22  
E-08918 Badalona  
(Spain)

**Tel.: (+34) 902 450 160**  
**Fax: (+34) 902 433 088**  
[info@ermec.com](mailto:info@ermec.com)  
[www.ermec.com](http://www.ermec.com)

**ERMEC, S.L. MADRID**  
C/ Sagasta, 8, 1ª planta  
E-28004 Madrid  
(Spain)

**PORTUGAL**  
[portugal@ermec.com](mailto:portugal@ermec.com)



Distribución de componentes  
eléctricos y electrónicos