


Temperature detector P



- very compact size
- mould-proof housing
- excellent thermal conduction characteristics due to homogenous constructional size
- good temperature sensitivity
- fast response time

Area of Application

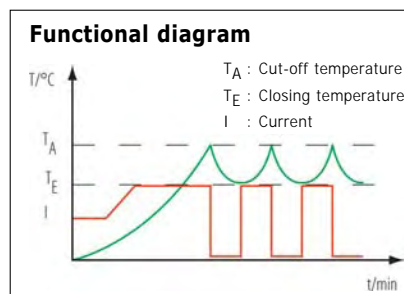
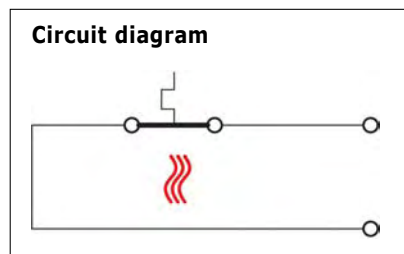
The temperature detector P is used wherever protection against overtemperature is required. Specific applications include: protection of primary windings in transformers, winding protection in small electric motors, and general temperature protection of small electric equipments.

system and thereby interrupting the electric circuit of the device to be protected.

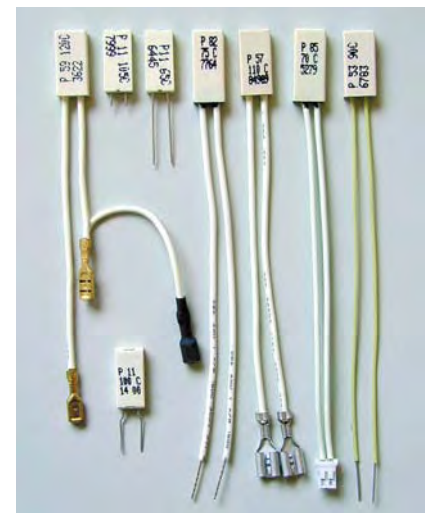
After cooling down and reaching the closing temperature T_E , the bimetal disk will automatically return into its original position and thus make the contact. The electric circuit is closed again.

Function

The temperature detector P operates independent from any current supply. Temperature detection is effected by means of a bimetal disk which was first dimensioned in accordance with the required cut-off temperature T_A . When this fixed cut-off temperature T_A is reached, this bimetal disk will snap over, breaking a contact

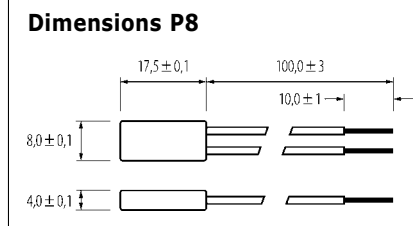


Configuration examples



Technical Specifications Temperature detector P

Breaking capacity:	250 V; 2,5 (1,6) A / 50 Hz
Min. current:	20 mA
Switching temperature:	40°C – 150°C, (±5 or ±10), in 5 Kelvin steps
Max. breaking capacity:	2,5 A cos Φ 1,00 / 250 V, 150°C, 10000 cycles 4,0 A cos Φ 0,45 / 250 V, 135°C, 2000 cycles
Switching differential:	10 K ... 60 K depending on the cut-off temperature
Type of action:	2.B (max. drift ±5 K)
max. ambient temperature:	160°C / 200°C, 1 minute
Approvals:	VDE (EN 60730) UL 2111, conform to RoHS



alternativ:

P5 housing type:

L 4,0 x **W** 8,0 x **H** 16,0

P1 housing type:

L 3,5 x **W** 7,0 x **H** 15,0

Technical Data


The housing of this switch consists of a single part bag housing which is closed at its end by resin (P8 housing type); this makes the switch mould-proof. This mould-proof switch may thus also be used in "tough" environments subject to the detrimental influences of humidity or dirt. Alternative housing types: unsealed version (P5) or plate bar version (P1). All housing types are voltage-free. Due to its constructional size the P switch is one of the most compact thermostats available. This ensures a very fast response rate.

Its rectangular homogenous constructional size provides excellent thermal conduction characteristics. The housing is resistant against temperatures (permanent temperature: 160°C), with a temporary increase in temperature up to 200°C max. being permissible for a short period only.

The standard version is equipped with 100 mm long (length of stripped isolation: 10 mm) insulated leads or wire connection (AWG 24).

Special leads or wire (larger diameter to AWG 22) or different lengths available on request.

Accessories

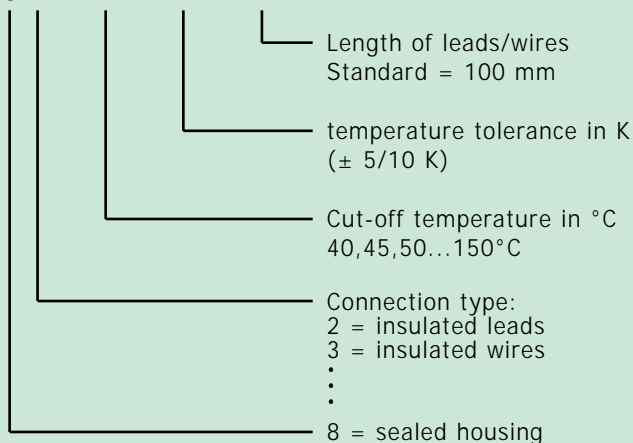


Mounting brackets

Mounting clips

Type reference P switch (temperature detector with automatic reset function)

P 8 X - XXX - XX - XXX



Example for type reference:

P 8 2 - 125 - 05 - 100

temperature detector
insulated lead (standard AWG 24)
125°C cut-off temperature
tolerance ±5 K
100 mm lead length
(10 mm stripped length)

ERMEC, S.L. BARCELONA
C/ Francesc Teixidó, 22
E-08918 Badalona
(Spain)

Tel.: (+34) 902 450 160
Fax: (+34) 902 433 088
info@ermec.com
www.ermec.com

ERMEC, S.L. MADRID
C/ Sagasta, 8, 1ª planta
E-28004 Madrid
(Spain)

PORTUGAL
portugal@ermec.com



www.ermec.com
Distribución de componentes
eléctricos y electrónicos