LED full color controller

DMX300

Features

Meets DMX512(1990)
Digital screen shows current status
Wireless remote controller
256 levels of grey, total 16.77 million colors, really full color
Various modes with PAUSE function
Eight different speed level
Automatic last mode memory
Can be re-programmed by software
Various output interface, XLR-3 Male & Female, RJ45
Convenient for wiring and installation
Anti-lock and auto-reset.

General Introduction:

DMX300 is a full-color LED control system which uses on indoor and outdoor decorative lighting. It comprises scene-edit software and controller. You can edit various lighting effects by downloading the programme which edit according to your special requirement from your PC.This control system can fulfill 256 grey levels for each R,G,B color,totally 16.77 million real full-color. With the wireless remote controller, you can achieve the mode change and speed adjustment very conveniently.There are 30 modes and 8 levels of speed you can choose, and with the pause function,you can keep the fixed color optionally.

Technical Parameter

Input Voltage:	12VDC（Include 220/110VAC to 12VDC(Power adaptor)
Power Consumption:	< 5W
Memory:	64KB
Output channel:	1 port
Transmission interface:	DMX512（1990）
Transmition speed:	250Kbps
Pixels:	50 pixels，170 pixels max.
Lamp type can be controlled:	Wallwashing light, Tube light, Cube light,Underground...
Control mode:	Asynchronous full-color control
Remote distance:	50M
Description:	Default 30 modes, ,such as flash. fade,streamy,chase, etc.

Package

Size:	162(mm)*123(mm)*53(mm)
G.W.:	1 KG
N.W.:	0.8 KG

Dimension Diagram

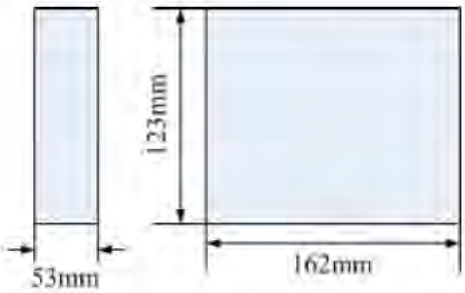

DMX300 Top Panel Instruction

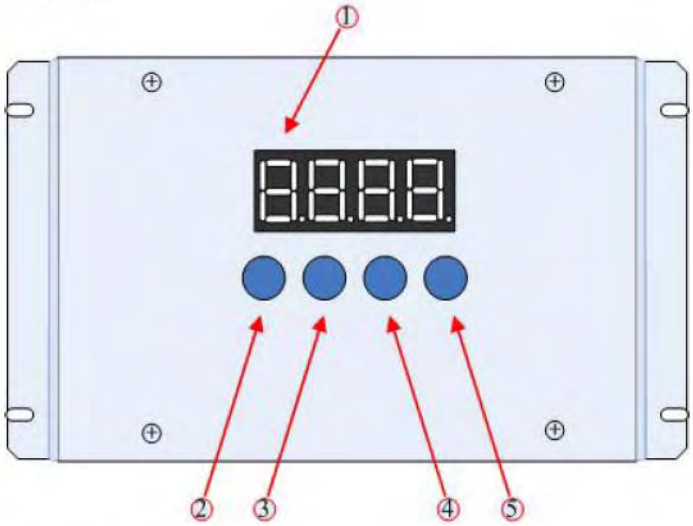

①Digital screen (First two numbers indicate the mode (01-30), the fourth number indicates the speed (1-8))
②MODE: Change mode by pressing this button
③PAUSE: Keep the fixed mode by pressing this button
④SPEED+: Speed up by pressing this button
⑤SPEED-: Speed down by pressing this button

Remark: When you press the button ②MODE, the first two numbers of digital screen will show the mode number 01-30. When you press the button ③PAUSE, the whole screen will show "P" only. You can return to the previous mode by pressing ③PAUSE again. The fourth number in the digital screen will show you the speed level, from 1 to 8 (fastest to slowest).

Back Panel Instruction

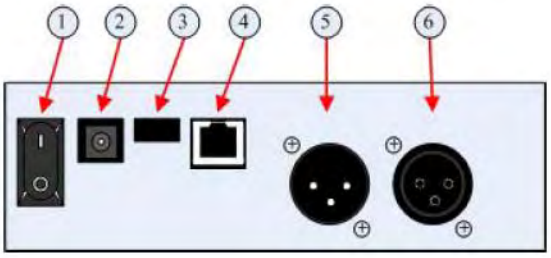

①Power On/Off
②12VDC input connector
③USB download interface
④RJ45 DMX Output
⑤XLR 3 Male output interface
⑥XLR 3 Female output interface

DMX300 Output interface Instruction

1. RJ45 output interface

1: DATA+
2: DATA-
3-6: NC
7-8: GND



2.XLR 3 output interface

1: GND
2: DATA-
3: DATA+

Button function of Remote controller

Mode: Change mode by pressing this button
Pause:Keep the fixed color by pressing this button
Press it again to continue playing the current mode
Speed+:Speed up by pressing this button
(default: Fastest speed level 1)
Speed-:Speed down by pressing this button

DMX300 Preset Mode Instruction

Mode 1: Static Red
Mode 2: Static Green
Mode 3: Static Blue
Mode 4: Static Yellow
Mode 5: Static Cyan
Mode 6: Static Purple
Mode 7: Static White
Mode 8: Seven color fade
Mode 9: Full color fade
Mode 10: Rainbow changing
Mode 11: Water flowing
Mode 12: Tail Chase
Mode 13: Color stack
Mode 14: Chase (Blue,Purple)
Mode15: white single color fade-over
Mode 16: Six color fade (single color fade-over each time)
Mode 17: Red, green & blue fade (single color fade-over each time)
Mode 18: Red & green fade (single color fade-over each time)
Mode 19: Red & blue fade (single color fade-over each time)
Mode 20: Gree & Blue fade (single color fade-over each time)
Mode 21: Red single color fade
Mode 22: Greed single color fade
Mode 23: Bule single color fade
Mode 24: Seven color jumping changing
Mode 25: Six color jumping changing
Mode 26: R, G, B three color jumping changing
Mode 27: Red & green two color jumping changing
Mode 28: Red & blue two color jumping changing
Mode 29: Green & blue two color jumping changing
Mode 30: white jumping changing (dark to bright)

DMX300 System Wiring Diagram

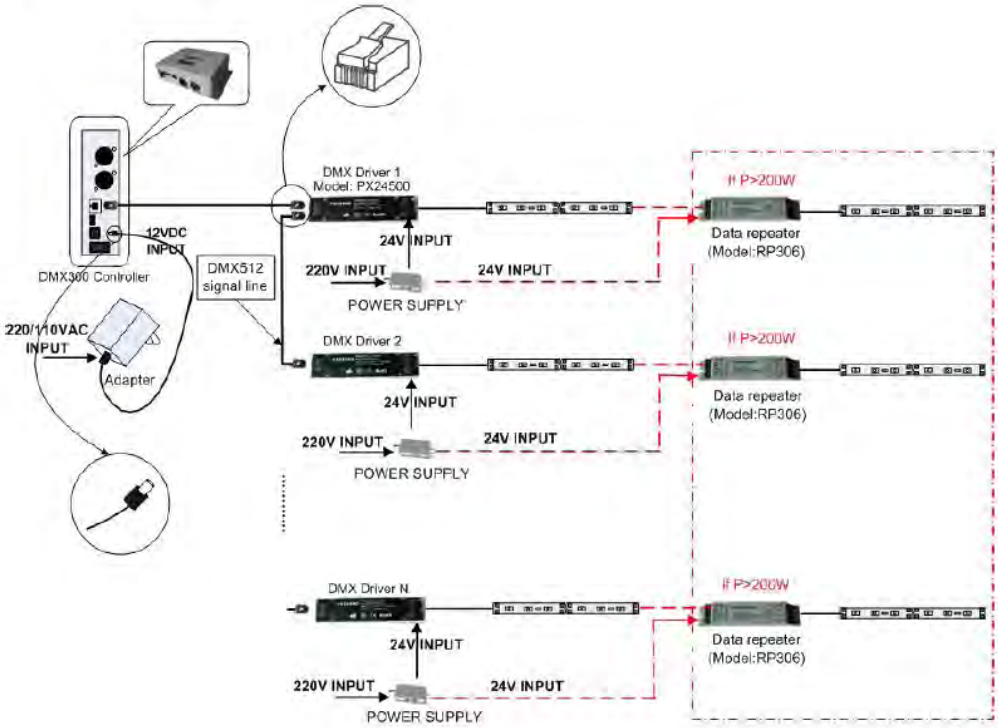

BOX PACKING CONTENTS

DMX300 controller	1 pcs
4-button remote controller	1 pcs
Power adapter	1 pcs
USB cable	1 pcs
Product CD (software)	1 pcs
RJ-45 cable (2m)	1 pcs
XLR-3 male	1 pcs
XLR-3 female	1 pcs
Product manual	1 pcs